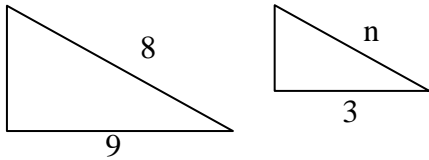


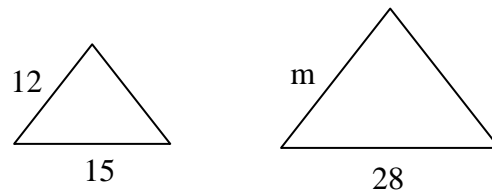
2-8 Proportions and Similar Figures

The figures in each pair are similar. Use a proportion to find the missing length. Round to the nearest tenth if necessary.

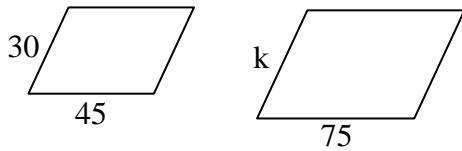
1.



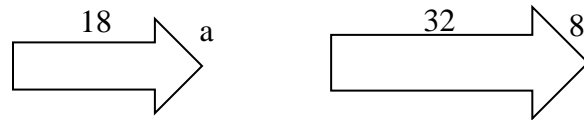
2.



3.



4.



Write a proportion to represent this situation, and then solve it.

5. A professional model-maker is building a scale model of an airplane to go in a hotel lobby. The actual plane is about 200 ft long with a wingspan of about 240 ft. The model airplane will be 24 ft long. What will its wingspan be?